


**VanEck**<sup>®</sup>

# VanEck MSCI International Small Companies Quality ETF

QSML gives investors a diversified portfolio of 150 international developed market small-cap quality growth securities. QSML aims to provide investment returns before, fees and other costs, that track the performance of the Index.

## QSML

### Benefits

#### 150 of the world's highest quality small companies

Access a diversified portfolio containing some of the world's highest quality small companies based on three key fundamentals: (i) high return on equity; (ii) earnings stability; and (iii) low financial leverage.

#### Outperformance potential in growing companies

Investments focusing on quality small companies have delivered outperformance over the long term relative to other global small companies benchmarks and also relative to large- and mid-cap benchmarks.

#### Diversified across countries, sectors and companies

Offering investors a portfolio of 150 companies across a range of geographies, sectors and economies.

### Performance

	1 Month (%)	3 Months (%)	6 Months (%)	1 Year (%)	3 Year (% p.a.)	5 Year (% p.a.)	Since Inception (% p.a.)
Price return	-4.67	-5.07	6.40	5.77	11.93	--	10.79
Income return	0.00	0.00	0.00	3.58	1.93	--	1.51
<b>Total return</b>	<b>-4.67</b>	<b>-5.07</b>	<b>6.40</b>	<b>9.35</b>	<b>13.86</b>	<b>--</b>	<b>12.30</b>
QSML index	-4.64	-4.97	6.66	9.83	14.35	14.49	12.79
MSCI World ex Australia Small Cap Index	-3.00	-1.44	8.50	12.91	8.80	9.96	7.97

The table above shows past performance of the ETF from 8 March 2021. Index performance shown prior to 15 February 2021 ("Launch Date") is simulated based on the current Index methodology. Results are calculated to the last business day of the month and assume immediate reinvestment of distributions. ETF results are net of management fees and costs, but before brokerage fees or bid/ask spreads incurred when investors buy/sell on the ASX. Returns for periods longer than one year are annualised. Past performance is not a reliable indicator of current or future performance which may be lower or higher. The MSCI World ex Australia Small Cap Index ("MSCI World ex Aus") is shown for comparison purposes as it is the widely recognised benchmark used to measure the performance of developed market small-cap companies, weighted by market capitalisation.

### Key risks

An investment in the ETF carries risks associated with: ASX trading time differences, financial markets generally, individual company management, industry sectors, foreign currency, country or sector concentration, political, regulatory and tax risks, fund operations, liquidity and tracking an index. See the VanEck MSCI International Small Companies Quality ETF PDS and TMD for more details.

### Fund information

#### ASX code

QSML

#### Bloomberg code

NA735934

#### IRESS code

QSML.AXW

#### Index

MSCI World ex Australia Small Cap Quality 150 Index

#### Inception date

08 March 2021

#### Net Assets

\$1.5B

#### Management fee\*

0.59% p.a.

#### Dividend frequency

1 each year

### Fundamentals

#### Number of holdings

149

#### Price/Earnings ratio

18.94

#### Fwd Price/Earnings ratio

16.94

#### Price/Book ratio

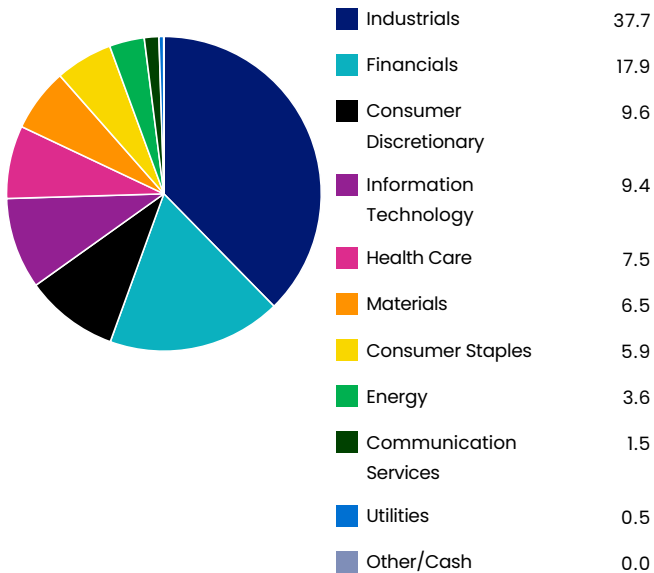
3.33

#### Dividend yield

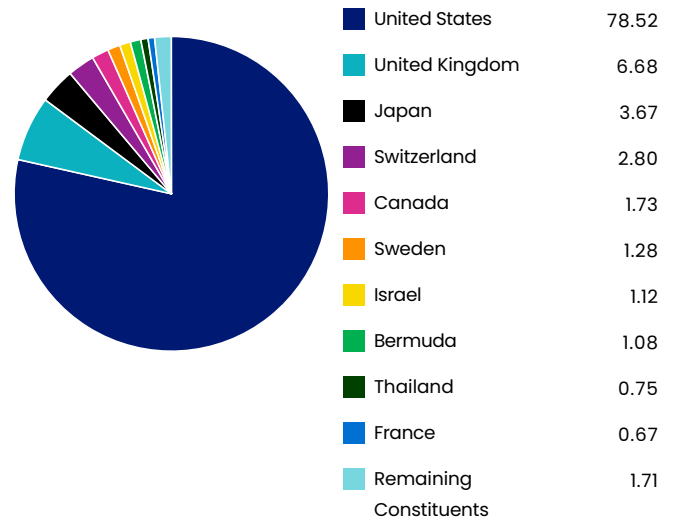
1.15%

\*Other fees and costs apply.  
Please see the PDS for more details.

## Sector weightings (%)



## Country weightings (%)



## Top ten fund holdings (weightings %)

<b>COMFORT SYSTEMS USA INC</b>	1.4
<b>CASEY'S GENERAL STORES INC</b>	1.4
<b>LINCOLN ELECTRIC HOLDINGS INC</b>	1.2
<b>UNUM GROUP</b>	1.2
<b>SPROUTS FARMERS MARKET INC</b>	1.2

<b>CELESTICA INC</b>	1.2
<b>ITT INC</b>	1.1
<b>EAST WEST BANCORP INC</b>	1.1
<b>CURTISS-WRIGHT CORP</b>	1.1
<b>KINSALE CAPITAL GROUP INC</b>	1.1


## About VanEck


For more than 60 years VanEck has delivered strategies for investors that provide unequalled access to markets, sectors and investment ideas. VanEck is one of the world's largest issuers of ETFs, managing in excess of US\$100 billion globally for individual and institutional investors. In Australia, VanEck is a pioneer of smart beta strategies and has more than 40 funds on ASX.


### Contact us

+61 2 8038 3300  
[info@vaneck.com.au](mailto:info@vaneck.com.au)  
[vaneck.com.au](http://vaneck.com.au)

 VanEck-Australia

 VanEck\_Au

 VanEckAus

 VanEckAustralia

Source: VanEck, FactSet.

Securities listed are not recommendations to buy or sell.

All figures are in Australian dollars unless stated otherwise.

Dividend Yield is the weighted average of each portfolio security's distributed income during the prior twelve months.

VanEck Investments Limited (ACN 146 596 116 AFSL 416755) (VanEck) is the issuer and responsible entity of all VanEck exchange traded funds (Funds) trading on the ASX. This information is general in nature and not personal advice, it does not take into account any person's financial objectives, situation or needs. The product disclosure statement (PDS) and the target market determination (TMD) for all Funds are available at [vaneck.com.au](http://vaneck.com.au). You should consider whether or not an investment in any Fund is appropriate for you. Investments in a Fund involve risks associated with financial markets. These risks vary depending on a Fund's investment objective. Refer to the applicable PDS and TMD for more details on risks. Investment returns and capital are not guaranteed.

QSMI is indexed to a MSCI index. QSMI is not sponsored, endorsed or promoted by MSCI, and MSCI bears no liability with respect to QSMI or the MSCI World ex Australia Small Cap Quality 150 Index. The PDS contains a more detailed description of the limited relationship MSCI has with VanEck and QSMI.